




88001591

HOMESTEADS

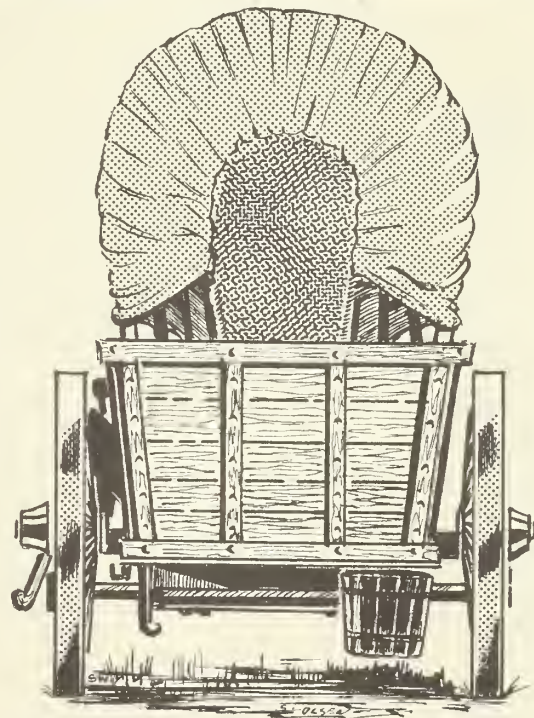


DEPARTMENT OF THE INTERIOR

Stewart L. Udall, Secretary

BUREAU OF LAND MANAGEMENT

Karl S. Landstrom, Director



HD
1337
.L35

UNITED STATES
DEPARTMENT of the INTERIOR
BUREAU OF LAND MANAGEMENT

ERRATA

Please note the following changes in the booklet "Homesteads".

Page 3:

1. Total number 1869 – 1900 should read 599,402 rather than 488,138.
2. Acres 1921 – 25 should read 29,652,651 rather than 29,652,650.
3. Total acres 1901 – 1930 should read 175,560,516 rather than 175,560,517.

Page 15:

1. Years at the top of the page should read

1908	1909	1910	1911
------	------	------	------

Page 16:

1. Years at the top of the page should read

1912	1913	1914	1915
------	------	------	------

The corrections as shown may be pasted in the booklet if desired.

Thank you,

BUREAU OF LAND MANAGEMENT

#3418648

10880 01591

INTRODUCTION

HD
1337
.L35

This booklet is issued during the Sesquicentennial of the establishment of the Bureau of Land Management and the first system of public land management, organized in 1812. This year, 1962, also marks the centennial of the passage of the once-vital Homestead Act of 1862.

This booklet contains data on the number and total acreage of homestead entries for all public land States from 1868 to 1961. The material was compiled from records of the Bureau of Land Management of the Department of the Interior.

When the Homestead Act was signed into law by President Lincoln on May 20, 1862, millions of acres of the public domain awaited settlement and development by pioneering farmers and stockmen. Each settler could claim up to 160 acres of public land. Then if he cultivated and improved the tract, built a home and lived there for 5 years, he could file final entry (called "proof") and receive title (patent) to the land.

The law became effective on January 1, 1863. There followed a burst of claims filed at various land offices of the General Land Office. Final entries began to be filed in 1868 by successful homesteaders.

As time passed, the lands most suitable for homesteading were transferred into private ownership. The rapid settlement of the rich farmlands in the Midwest forced the homesteaders farther west into the mountains and arid regions. The low rainfall and short growing season in parts of the West defeated many of the homestead efforts, and Congress

amended the 1862 act several times to try to meet new and changing conditions. Still, many entries met with only limited success.

Today there are almost no remaining areas of public lands suitable for farm development. While homesteading represents a rich and vital part of U.S. history, it is now mostly a romantic memory.

The decline of homesteading in recent years is vividly shown by the statistics in this booklet. Other little-known facts are also revealed. For instance, many people will be surprised to learn that the early days of homesteading were not its heyday. More than 70 percent of all successful homesteading was done in the 20th century! More than a quarter of the total acreage was transferred to private ownership in a 10-year period during and after World War I. Virtually no land was homesteaded east of the Mississippi, and very little in the first tier of States west of the river.

The Bureau of Land Management continues to administer the little-used homestead law as a part of its responsibilities for the management of 477 million acres of public lands under the jurisdiction of the U.S. Department of the Interior.

The rich and bountiful lands of the United States, which stretched from the Thirteen Original Colonies westward to the Pacific, have been harvested by a growing America, leaving the mountains and the deserts to the citizens of tomorrow. In recognition of the future trust, the President of the United States has called this valuable remainder of the fabulous public domain our *national land reserve*.

PROPERTY OF
Bureau of Land Management
D S C LIBRARY

Total Final Homestead Entries, by States, 1868-1961

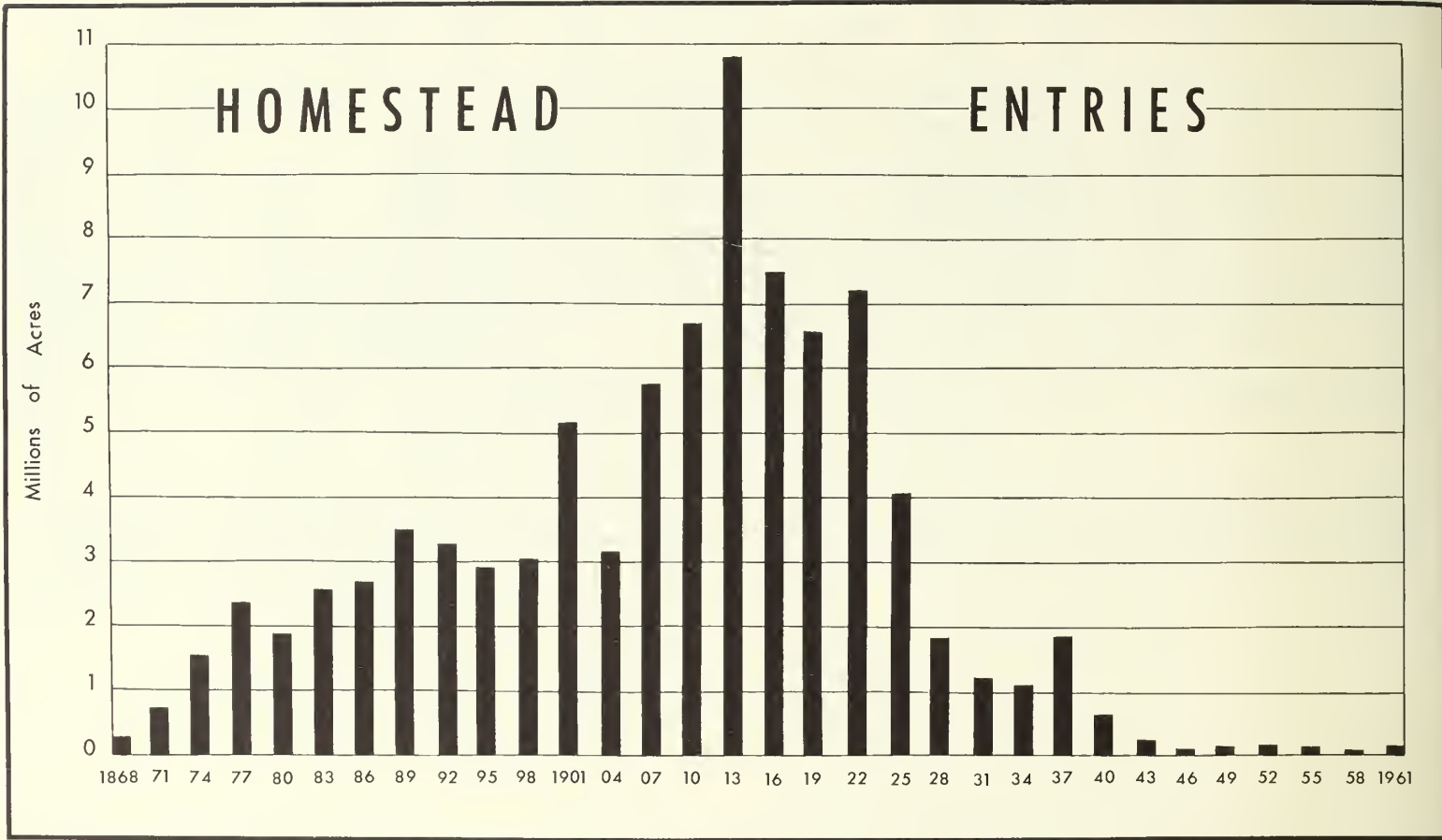
State	1868-1961		State	1868-1961		State	1868-1961	
	Number	Acres		Number	Acres		Number	Acres
Alabama.....	41,819	4,578,323	Kansas.....	89,945	13,089,258	Oklahoma.....	99,557	14,865,912
Alaska.....	3,277	363,775	Louisiana.....	22,988	2,561,334	Oregon.....	62,926	10,513,945
Arizona.....	20,268	4,134,356	Michigan.....	19,861	2,321,937	South Dakota.....	97,197	15,660,250
Arkansas.....	74,620	8,133,791	Minnesota.....	85,072	10,389,606	Utah.....	16,798	3,607,683
California.....	66,738	10,476,665	Mississippi.....	24,126	2,637,412	Washington.....	58,156	8,465,002
Colorado.....	107,618	22,146,400	Missouri.....	34,633	3,644,306	Wisconsin.....	29,246	3,110,990
Dakota Territory.....	33,951	5,244,345	Montana.....	151,600	32,050,480	Wyoming.....	67,315	18,225,327
Florida.....	28,096	3,326,712	Nebraska.....	104,260	22,253,314	General Land Office ¹ ..	2,602	219,352
Idaho.....	60,221	9,733,455	Nevada.....	4,370	704,167	Total.....	1,622,107	² 270,216,874
Illinois.....	74	5,667	New Mexico.....	87,312	19,422,958			
Indiana.....	30	1,785	North Dakota.....	118,472	17,417,466			
Iowa.....	8,851	903,164	Ohio.....	108	7,707			

¹ When final certificates were received by applicants after the closing of the District offices, these final entries were simply recorded under the General Land Office designation, rather than under the States from which they were received.

² Includes commuted entries. These are certain classes of entries, not exceeding 160 acres, for which cash was paid for the land. Consideration was given for reduction in residence and other requirements.

Final Homestead Entries, by Years, 1868-1961

Year	Number	Acres	Year	Number	Acres	Year	Number	Acres
1868-70	10, 778	1, 379, 115	1901-05	154, 182	21, 226, 808	1931-35	20, 701	6, 250, 597
1871-75	53, 737	6, 215, 782	1906-10	217, 820	31, 498, 077	1936-40	19, 510	6, 790, 240
1876-80	97, 722	11, 670, 439	1910-15	238, 228	42, 539, 903	1941-45	3, 174	798, 234
1881-85	95, 158	12, 630, 127	1916-20	201, 482	39, 647, 850	1946-50	1, 418	175, 215
1886-90	115, 264	16, 330, 272	1921-25	121, 686	29, 652, 650	1951-55	2, 080	242, 806
1891-95	116, 158	16, 602, 173	1926-30	40, 210	10, 995, 227	1956-60	1, 776	238, 396
1896-1900	110, 585	15, 275, 501				1961	438	57, 461
			Total, 1901-1930 . . .	973, 608	175, 560, 517	Total, 1931-61	49, 097	14, 552, 949
Total, 1868-1900 . . .	488, 138	80, 103, 409				Grand total, 1868- 1961	1, 622, 107	270, 216, 874



State	1868		1869		1870		1871	
	Number	Acres	Number	Acres	Number	Acres	Number	Acres
Arkansas.....							11	825
California.....	79	12, 286	246	38, 570	171	26, 232	212	30, 512
Colorado.....			57	8, 837	77	11, 669	88	13, 223
Dakota Territory.....	29	4, 602	28	4, 392	20	3, 200	33	5, 199
Illinois.....					2	78		
Iowa.....	80	8, 107	115	12, 765	248	29, 652	348	39, 891
Kansas.....	456	68, 603	393	48, 571	252	37, 144	309	39, 347
Michigan.....	485	61, 403	617	78, 139	351	43, 082	681	84, 022
Minnesota.....	913	113, 800	1, 344	164, 844	1, 603	212, 388	1, 453	189, 647
Missouri.....			21	1, 974	166	13, 744	716	65, 490
Nebraska.....	139	20, 536	277	41, 688	285	42, 134	437	61, 466
Nevada.....					10	1, 440	1	160
Ohio.....	3	200	13	1, 107	9	559	5	261
Oregon.....	17	4, 068	63	9, 529	103	15, 371	153	23, 499
Washington.....	59	9, 270	225	35, 127	134	20, 961	101	15, 896
Wisconsin.....	512	52, 211	566	58, 758	610	62, 074	539	59, 724
Total.....	2, 772	355, 086	3, 965	504, 301	4, 041	519, 728	5, 087	629, 162

State	1872		1873		1874		1875	
	Number	Acres	Number	Acres	Number	Acres	Number	Acres
Alabama.....	20	1,565	62	4,594	150	13,178	442	43,735
Arkansas.....	72	3,947	211	14,747	828	68,655	1,344	122,299
California.....	146	21,400	265	39,514	194	27,264	575	63,282
Colorado.....	70	10,580	104	15,044	99	13,573	197	24,533
Dakota Territory.....	73	11,448	160	27,208	371	54,326	407	62,342
Florida.....	23	1,288	32	2,137	443	32,053	336	31,661
Idaho.....			11	1,583	18	2,759	31	4,411
Illinois.....	2	80					4	360
Indiana.....							8	760
Iowa.....	320	33,505	741	75,863	771	84,597	1,328	137,200
Kansas.....	532	65,086	1,202	156,270	1,638	216,674	2,578	344,880
Louisiana.....	9	703	5	402	38	3,872	177	21,094
Michigan.....	856	105,560	1,103	132,773	991	108,666	906	98,850
Minnesota.....	1,493	181,678	2,124	255,648	2,871	318,319	3,368	353,296
Mississippi.....	9	539	162	8,591	162	12,123	162	13,707
Missouri.....	698	66,988	1,241	127,329	941	95,005	1,510	148,568
Montana.....			1	154	3	480	54	8,482
Nebraska.....	649	91,447	1,658	220,421	2,818	321,744	2,828	344,346
Nevada.....	3	440	2	320			10	1,437
New Mexico.....			4	640	1	160	8	1,284
Ohio.....	4	256	3	224	12	773	17	1,434
Oregon.....	183	26,971	263	39,542	260	36,996	328	47,620
Utah.....					200	30,176	194	26,907
Washington.....	92	14,098	104	15,969	94	14,163	178	27,875
Wisconsin.....	663	69,830	853	85,918	1,226	130,226	1,300	137,695
Wyoming.....							3	480
Total.....	5,917	707,409	10,311	1,224,891	14,129	1,585,782	18,293	2,068,538

State	1876		1877		1878		1879	
	Number	Acres	Number	Acres	Number	Acres	Number	Acres
Alabama	906	99, 292	610	59, 541	584	60, 078	544	55, 609
Arizona			5	800	5	800	6	958
Arkansas	1, 963	188, 618	1, 735	177, 854	1, 808	185, 030	987	103, 675
California	2, 062	206, 580	605	80, 277	1, 070	120, 398	1, 001	110, 423
Colorado	296	35, 462	211	26, 489	280	37, 479	317	42, 404
Dakota Territory	653	90, 923	563	88, 004	845	122, 153	1, 136	162, 999
Florida	273	28, 388	171	17, 694	216	23, 856	214	22, 584
Idaho	46	7, 114	43	5, 959	54	7, 425	91	9, 784
Illinois	2	200	1	29	47	4, 007	1	40
Indiana	2	120	3	272	2	120		
Iowa	1, 236	131, 744	1, 182	118, 183	979	92, 350	539	49, 995
Kansas	3, 404	457, 593	4, 190	568, 153	5, 058	670, 338	3, 739	514, 816
Louisiana	256	30, 356	352	43, 432	406	51, 340	334	41, 046
Michigan	1, 010	112, 501	772	90, 094	1, 047	124, 988	622	71, 711
Minnesota	3, 203	363, 074	2, 401	286, 019	2, 645	302, 651	2, 485	262, 968
Mississippi	211	20, 002	192	20, 447	386	40, 193	309	35, 709
Missouri	1, 286	128, 690	1, 230	135, 142	999	104, 944	449	47, 673
Montana	137	21, 806	149	23, 324	126	19, 345	72	10, 515
Nebraska	3, 590	418, 962	3, 507	422, 148	3, 897	456, 076	2, 960	349, 373
Nevada	16	1, 990	29	3, 984	35	4, 658	41	5, 203
New Mexico	37	5, 541	7	1, 040	8	1, 159	9	1, 259
Ohio	14	1, 080	13	838	5	262	2	198
Oregon	313	44, 796	412	58, 290	422	54, 749	295	36, 025
Utah	168	23, 166	236	29, 201	236	31, 538	99	12 747
Washington	285	38, 840	270	36, 821	330	37, 141	409	38, 562
Wisconsin	1, 148	132, 235	1, 005	112, 913	963	108, 943	725	83, 813
Wyoming	13	1, 480	6	880	7	960	5	753
Total	22, 530	2, 590, 553	19, 900	2, 407, 828	22, 460	2, 662, 981	17, 391	2, 070, 842

State	1880		1881		1882		1883	
	Number	Acres	Number	Acres	Number	Acres	Number	Acres
Alabama	399	43, 834	626	63, 826	884	96, 896	1, 066	118, 625
Arizona	14	1, 890	15	2, 080	34	5, 315	43	6, 178
Arkansas	986	110, 195	862	89, 535	755	77, 244	1, 118	117, 024
California	854	111, 065	1, 178	162, 186	1, 354	185, 224	1, 199	170, 546
Colorado	418	58, 442	492	70, 764	543	78, 574	722	107, 092
Dakota Territory	1, 147	159, 650	911	135, 729	1, 430	210, 087	1, 735	264, 843
Florida	271	33, 043	564	69, 273	762	91, 727	767	90, 201
Idaho	200	27, 399	109	15, 099	115	17, 549	177	26, 694
Illinois					6	377		
Iowa	218	18, 116	89	8, 017	69	5, 482	60	5, 066
Kansas	3, 531	496, 713	3, 274	477, 247	3, 499	499, 300	3, 517	506, 081
Louisiana	197	25, 280	227	26, 470	187	20, 737	185	20, 997
Michigan	621	74, 584	748	81, 846	629	70, 156	534	59, 569
Minnesota	1, 915	219, 932	1, 742	202, 801	2, 050	245, 647	2, 279	286, 239
Mississippi	95	10, 769	227	22, 703	179	18, 628	288	32, 604
Missouri	360	39, 503	243	25, 227	297	30, 523	352	34, 857
Montana	30	4, 441	45	5, 646	75	8, 510	144	18, 028
Nebraska	2, 559	315, 501	1, 611	202, 242	1, 925	258, 393	1, 768	241, 512
Nevada	15	1, 762	27	3, 394	29	3, 954	21	2, 751
New Mexico	15	2, 000	225	38, 602	266	37, 166	551	81, 487
Ohio	2	120	2	120	1	40	1	160
Oregon	338	39, 874	386	50, 317	481	63, 638	600	85, 560
Utah	161	19, 763	289	37, 927	435	59, 641	465	61, 916
Washington	322	35, 796	352	43, 083	405	52, 648	646	88, 507
Wisconsin	758	86, 485	820	92, 298	733	78, 681	719	72, 902
Wyoming	15	2, 078	13	1, 573	31	3, 317	41	4, 975
Total	15, 441	1, 938, 235	15, 077	1, 928, 005	17, 174	2, 219, 454	18, 998	2, 504, 414

State	1884		1885		1886		1887	
	Number	Acres	Number	Acres	Number	Acres	Number	Acres
Alabama.....	1, 217	131, 955	1, 416	159, 517	1, 575	180, 982	1, 562	176, 825
Arizona.....	36	4, 535	36	4, 099	65	8, 392	48	7, 059
Arkansas.....	1, 281	135, 067	1, 350	143, 731	1, 572	172, 264	1, 941	225, 624
California.....	1, 132	159, 578	1, 001	141, 335	877	126, 966	849	124, 807
Colorado.....	435	61, 303	398	58, 355	277	41, 591	341	49, 493
Dakota Territory.....	2, 559	397, 817	3, 493	548, 031	3, 117	489, 631	3, 858	607, 005
Florida.....	593	68, 813	505	58, 356	471	56, 009	382	46, 545
Idaho.....	218	32, 921	210	32, 746	252	38, 850	293	45, 425
Illinois.....							1	160
Indiana.....					3	120		
Iowa.....	48	3, 618	35	2, 411	27	1, 890	14	1, 221
Kansas.....	4, 786	698, 272	4, 131	601, 478	2, 746	394, 388	2, 131	306, 336
Louisiana.....	178	21, 975	240	28, 046	162	18, 468	252	31, 287
Michigan.....	575	69, 589	423	50, 435	441	56, 513	400	48, 046
Minnesota.....	2, 409	303, 340	2, 739	367, 227	2, 173	300, 233	2, 006	276, 613
Mississippi.....	278	34, 444	350	39, 203	428	52, 399	559	70, 560
Missouri.....	376	36, 515	403	40, 794	459	46, 630	709	75, 022
Montana.....	134	18, 527	124	18, 658	205	30, 613	209	32, 513
Nebraska.....	2, 595	375, 129	2, 658	393, 240	2, 121	328, 969	1, 949	292, 875
Nevada.....	31	4, 515	22	3, 189	19	2, 999	11	1, 615
New Mexico.....	277	40, 215	192	27, 754	177	23, 143	103	15, 120
Ohio.....					1	40		
Oregon.....	559	77, 285	477	67, 991	563	76, 025	615	90, 774
Utah.....	407	57, 222	341	48, 234	269	37, 742	219	31, 569
Washington.....	734	105, 471	759	110, 981	735	108, 671	850	127, 177
Wisconsin.....	922	96, 939	701	77, 986	556	61, 466	486	55, 114
Wyoming.....	63	7, 530	62	8, 882	65	8, 538	78	10, 252
Total.....	21, 843	2, 945, 575	22, 066	3, 032, 679	19, 356	2, 663, 532	19, 866	2, 749, 037

State	1888		1889		1890		1891	
	Number	Acres	Number	Acres	Number	Acres	Number	Acres
Alabama.....	1,548	191,477	1,496	186,271	1,665	205,648	1,696	202,176
Arizona.....	42	5,913	59	8,792	121	18,067	126	18,737
Arkansas.....	1,841	212,350	1,604	181,848	1,606	190,121	1,436	168,132
California.....	988	142,878	1,042	154,748	1,124	166,405	1,497	221,257
Colorado.....	445	65,675	644	97,276	739	113,447	837	126,817
Dakota Territory.....	5,569	877,996	5,814	916,760				
Florida.....	821	104,834	626	81,707	971	125,921	1,021	127,293
Idaho.....	306	47,379	410	61,775	552	83,845	440	68,164
Illinois.....							2	125
Iowa.....	18	1,422	20	1,865	10	1,000	20	2,048
Kansas.....	2,189	323,903	2,030	302,832	2,595	392,004	3,813	588,809
Louisiana.....	249	31,573	638	86,144	719	97,443	531	73,511
Michigan.....	377	48,711	378	47,543	335	42,582	274	34,970
Minnesota.....	1,577	212,678	2,296	326,127	1,627	227,700	1,178	156,481
Mississippi.....	603	77,098	800	114,355	300	35,141	1,210	145,436
Missouri.....	785	85,329	1,034	120,352	1,404	167,750	1,518	183,735
Montana.....	300	45,933	372	54,901	352	53,692	351	53,627
Nebraska.....	2,184	331,409	3,017	467,373	4,207	651,732	3,918	611,117
Nevada.....	12	1,912	12	1,830	4	360	13	1,791
New Mexico.....	141	20,758	142	19,876	147	21,573	241	36,494
North Dakota.....					1,863	292,754	1,542	240,525
Oklahoma.....					6	960	105	16,200
Oregon.....	798	118,926	961	145,765	925	140,309	1,087	165,641
South Dakota.....					3,628	582,729	2,429	376,966
Utah.....	173	24,741	196	28,153	249	35,233	242	37,750
Washington.....	900	134,976	1,184	178,684	2,108	314,601	1,266	185,704
Wisconsin.....	466	55,276	644	76,801	680	77,471	644	75,021
Wyoming.....	81	12,254	130	19,931	143	22,105	229	36,061
Total.....	22,413	3,175,401	25,549	3,681,709	28,080	4,060,593	27,666	3,954,588

State	1892		1893		1894		1895	
	Number	Acres	Number	Acres	Number	Acres	Number	Acres
Alabama.....	1,325	159,978	1,666	207,771	1,871	236,428	1,330	158,210
Arizona.....	119	19,182	137	20,172	90	13,444	72	10,749
Arkansas.....	1,276	152,430	1,508	181,432	1,561	189,553	1,523	179,689
California.....	1,547	231,526	1,575	235,643	1,403	210,279	1,151	171,494
Colorado.....	930	144,294	1,515	237,808	1,417	222,774	1,114	171,034
Florida.....	703	89,524	597	77,898	548	72,122	611	79,605
Idaho.....	389	57,273	447	61,280	359	54,969	463	70,110
Illinois.....					2	45		
Indiana.....			1	57	1	40	1	81
Iowa.....	30	3,586	86	11,083	11	1,098	19	1,805
Kansas.....	3,007	461,525	2,932	452,855	1,747	269,153	1,087	165,786
Louisiana.....	719	96,522	650	86,303	621	77,261	757	96,736
Michigan.....	220	26,877	224	27,437	260	33,611	187	24,475
Minnesota.....	978	126,607	1,103	148,047	835	112,892	765	100,659
Mississippi.....	710	85,199	582	71,259	752	89,871	758	93,656
Missouri.....	1,190	143,596	1,093	128,183	924	110,304	861	98,098
Montana.....	397	60,110	360	52,251	306	46,890	388	59,088
Nebraska.....	2,770	431,591	2,900	451,773	2,204	342,155	1,671	255,846
Nevada.....	5	677	5	798	6	931	1	160
New Mexico.....	225	33,438	347	53,215	248	37,210	200	30,671
North Dakota.....	1,249	199,539	1,464	227,311	1,084	168,906	1,049	162,728
Oklahoma.....	171	26,568	233	36,420	594	91,638	3,198	499,384
Oregon.....	1,168	176,066	979	148,788	766	116,098	870	132,405
South Dakota.....	1,588	246,998	1,772	275,713	1,219	188,440	896	138,966
Utah.....	190	26,740	179	25,796	160	23,138	206	29,855
Washington.....	1,158	166,005	1,087	157,873	960	141,880	1,195	174,962
Wisconsin.....	549	62,538	463	53,833	362	42,068	330	37,185
Wyoming.....	209	31,508	299	46,233	233	36,449	219	34,372
Total.....	22,822	3,259,897	24,204	3,477,232	20,544	2,929,647	20,922	2,980,809

State	1896		1897		1898		1899	
	Number	Acres	Number	Acres	Number	Acres	Number	Acres
Alabama.....	1,506	170,939	1,416	156,588	1,150	124,850	1,166	129,033
Arizona.....	91	12,922	93	13,408	117	16,042	115	15,185
Arkansas.....	1,520	177,563	1,480	176,215	1,428	169,476	1,558	183,957
California.....	1,189	176,595	1,197	177,663	1,548	225,694	1,204	175,382
Colorado.....	936	143,640	664	101,683	724	110,887	901	138,362
Florida.....	590	79,218	736	95,767	602	77,529	677	83,052
Idaho.....	445	65,898	507	75,226	656	95,553	729	105,149
Indiana.....	1	40	2	75	1	6		
Iowa.....	14	1,640	19	1,569	15	1,049	13	1,262
Kansas.....	611	92,014	628	95,184	826	125,954	862	130,285
Louisiana.....	933	105,022	1,269	161,466	856	105,890	890	106,531
Michigan.....	174	22,506	177	23,448	225	29,338	216	28,534
Minnesota.....	676	87,141	781	100,820	1,324	179,654	1,210	155,654
Mississippi.....	961	121,685	1,502	202,058	1,052	126,712	1,011	116,707
Missouri.....	876	99,554	877	96,836	986	106,360	981	104,015
Montana.....	450	68,602	625	95,523	875	132,637	906	129,818
Nebraska.....	1,227	185,246	1,000	153,094	1,205	181,247	1,189	178,093
Nevada.....	2	320	9	1,410	9	1,409	9	1,367
New Mexico.....	209	31,474	278	41,686	371	56,274	374	52,048
North Dakota.....	883	137,286	831	128,385	1,609	247,634	1,929	298,645
Oklahoma.....	2,486	387,217	1,470	224,050	1,382	208,437	1,611	237,939
Oregon.....	1,007	152,265	1,195	178,002	1,427	211,398	1,217	179,811
South Dakota.....	890	137,281	709	107,800	928	142,399	1,329	202,782
Utah.....	207	30,035	252	35,403	352	50,605	356	51,587
Washington.....	1,522	222,638	1,775	256,076	1,938	279,586	1,604	231,276
Wisconsin.....	439	41,595	363	38,883	335	35,599	392	43,262
Wyoming.....	254	39,907	260	40,086	340	52,799	363	54,413
Total.....	20,099	2,790,243	20,115	2,778,404	22,281	3,095,018	22,812	3,134,149

State	1900		1901		1902		1903	
	Number	Acres	Number	Acres	Number	Acres	Number	Acres
Alabama	1,027	109,499	917	99,632	699	71,584	819	85,583
Arizona	117	16,820	134	18,503	128	16,943	171	24,203
Arkansas	2,070	249,224	1,879	223,847	1,720	204,274	1,852	215,107
California	1,280	185,598	1,042	150,369	938	136,006	837	121,952
Colorado	1,023	155,268	896	133,267	967	139,149	806	116,290
Florida	729	89,852	722	90,072	524	62,762	471	55,049
Idaho	741	108,074	1,001	143,680	1,246	178,456	1,333	189,614
Illinois			1	4			1	120
Indiana	1	42					2	49
Iowa	14	1,456	67	8,965	17	1,520	8	547
Kansas	1,028	156,980	618	92,285	381	55,812	291	43,670
Louisiana	936	113,822	1,098	127,751	1,165	130,335	961	105,300
Michigan	215	26,101	199	22,780	201	20,830	155	16,096
Minnesota	1,558	199,227	2,258	259,944	2,443	295,127	2,373	291,358
Mississippi	662	75,276	1,384	158,142	854	91,639	461	47,964
Missouri	1,258	137,343	1,115	113,822	986	102,543	1,021	103,057
Montana	905	126,141	1,211	162,419	1,009	140,590	1,097	157,061
Nebraska	1,278	191,580	1,437	213,550	1,048	151,043	817	119,993
Nevada	8	987	8	1,195	8	1,194	3	480
New Mexico	322	45,929	459	58,789	388	55,580	465	67,633
North Dakota	2,114	327,838	2,361	364,779	2,270	348,178	3,470	530,448
Ohio					1	35		
Oklahoma	2,643	392,401	12,602	1,924,630	9,064	1,375,344	4,318	649,761
Oregon	1,145	168,145	1,051	152,190	910	130,836	807	118,437
South Dakota	1,374	210,812	2,628	402,590	2,008	305,499	1,462	216,957
Utah	339	48,278	337	47,955	250	36,221	249	37,126
Washington	1,601	228,123	1,037	148,592	1,021	146,139	930	133,627
Wisconsin	503	53,510	507	50,065	632	63,290	765	65,362
Wyoming	387	59,361	575	70,963	740	81,557	488	62,917
Total	25,278	3,477,687	37,544	5,240,780	31,618	4,342,486	26,343	3,575,761

State	1904		1905		1906		1907	
	Number	Acres	Number	Acres	Number	Acres	Number	Acres
Alabama	749	76, 471	786	76, 979	760	72, 582	547	50, 338
Alaska			9	580	3	14	15	545
Arizona	130	18, 092	140	19, 887	95	12, 737	113	14, 892
Arkansas	1, 573	186, 747	1, 827	210, 746	2, 169	250, 767	1, 901	218, 808
California	777	112, 639	787	112, 609	606	87, 873	474	66, 579
Colorado	739	106, 679	933	137, 384	1, 025	150, 030	1, 250	188, 244
Florida	464	53, 557	639	77, 014	712	86, 362	414	50, 228
Idaho	1, 121	160, 319	1, 373	193, 482	1, 495	208, 561	1, 552	216, 534
Iowa	7	410	1	49	8	699	3	207
Kansas	300	43, 182	368	52, 767	395	55, 385	510	76, 543
Louisiana	528	53, 133	799	83, 453	780	74, 484	711	64, 323
Michigan	146	16, 025	206	21, 472	186	20, 342	135	13, 885
Minnesota	1, 775	197, 309	1, 896	239, 233	1, 881	234, 350	1, 705	214, 781
Mississippi	796	78, 238	693	65, 046	694	62, 821	590	53, 250
Missouri	799	78, 727	521	49, 279	511	48, 236	445	40, 679
Montana	974	141, 979	1, 366	199, 426	1, 333	191, 941	1, 629	238, 459
Nebraska	818	120, 783	1, 045	147, 956	966	139, 562	990	161, 146
Nevada	2	316	10	1, 476	34	3, 467	72	7, 292
New Mexico	529	79, 850	829	128, 034	1, 018	157, 108	1, 343	206, 306
North Dakota	3, 717	546, 242	7, 314	1, 096, 719	6, 767	1, 009, 103	8, 368	1, 252, 474
Oklahoma	4, 102	626, 600	7, 116	1, 056, 590	6, 953	1, 035, 873	8, 030	1, 202, 318
Oregon	744	109, 638	999	147, 504	944	140, 974	1, 105	162, 777
South Dakota	1, 081	161, 156	1, 957	287, 722	2, 177	317, 173	4, 180	633, 269
Utah	146	21, 541	109	16, 021	85	12, 256	47	6, 451
Washington	816	115, 474	1, 754	255, 507	2, 405	355, 567	3, 028	447, 215
Wisconsin	543	53, 780	604	57, 454	528	51, 425	561	58, 855
Wyoming	536	73, 406	684	101, 099	779	114, 851	827	123, 385
Total	23, 912	3, 232, 293	34, 765	4, 835, 488	35, 309	4, 894, 543	40, 545	5, 769, 783

State	1912		1913		1914		1915	
	Number	Acres	Number	Acres	Number	Acres	Number	Acres
Alabama.....	489	45,193	492	46,515	473	43,541	531	47,476
Alaska.....	14	986					2	77
Arizona.....	208	28,483	198	27,298	253	35,371	401	54,098
Arkansas.....	1,954	226,264	1,609	185,213	1,795	206,385	1,572	177,646
California.....	628	89,571	456	63,226	768	110,765	734	104,263
Colorado.....	1,872	289,824	1,911	293,724	2,187	345,183	2,344	353,198
Florida.....	563	65,589	480	62,106	665	84,270	728	91,097
Idaho.....	1,544	213,935	1,066	148,381	2,017	206,345	1,920	265,200
Iowa.....	2	109	1	52	1	80		
Kansas.....	1,127	167,050	1,407	215,462	1,278	195,929	1,324	204,399
Louisiana.....	691	60,311	516	41,720	336	27,198	381	29,317
Michigan.....	126	12,553	151	15,336	156	16,443	104	10,681
Minnesota.....	1,973	252,260	1,900	248,395	1,530	199,518	1,272	160,574
Mississippi.....	437	37,275	333	30,953	395	32,743	305	25,742
Missouri.....	399	36,146	407	38,406	423	39,881	395	37,233
Montana.....	1,456	218,217	1,610	243,388	1,822	277,716	2,729	427,982
Nebraska.....	1,061	183,938	815	163,739	2,559	960,735	3,152	1,332,060
Nevada.....	59	6,258	26	3,883	31	4,446	42	6,358
New Mexico.....	2,541	394,928	3,617	565,321	3,107	495,793	2,913	465,527
North Dakota.....	14,287	1,868,088	9,199	1,277,637	6,171	954,002	6,753	1,047,646
Oklahoma.....	8,318	1,245,974	7,878	1,182,478	4,493	657,485	3,675	553,846
Oregon.....	2,037	299,973	1,640	246,426	1,675	250,301	1,399	204,439
South Dakota.....	6,105	934,554	7,413	1,145,128	6,739	1,035,513	8,584	1,316,234
Utah.....	82	12,153	39	5,875	40	5,520	49	6,529
Washington.....	3,291	487,803	2,139	313,307	2,406	354,318	2,089	309,291
Wisconsin.....	578	61,364	492	51,075	407	41,373	326	34,164
Wyoming.....	853	128,189	972	148,638	777	122,227	732	119,951
Total.....	52,695	7,366,988	46,767	6,763,682	42,504	6,703,081	44,456	7,385,019

State	1908		1909		1910		1911	
	Number	Acres	Number	Acres	Number	Acres	Number	Acres
Alabama.....	408	34, 786	743	69, 423	375	31, 559	282	25, 426
Alaska.....			18	978	11	718	16	1, 288
Arizona.....	318	47, 038	645	94, 370	799	120, 838	798	118, 539
Arkansas.....	1, 629	191, 144	1, 561	159, 925	1, 510	156, 617	1, 172	112, 229
California.....	651	92, 224	979	133, 565	1, 077	144, 127	1, 122	145, 469
Colorado.....	2, 813	460, 222	9, 331	1, 621, 484	7, 507	1, 482, 382	4, 480	928, 889
Florida.....	680	85, 495	621	72, 280	507	55, 908	364	43, 263
Idaho.....	1, 558	221, 149	2, 528	333, 547	2, 415	321, 443	2, 931	417, 949
Kansas.....	1, 508	234, 078	1, 893	290, 516	917	139, 035	459	69, 069
Louisiana.....	301	22, 812	316	23, 204	208	14, 577	158	10, 922
Michigan.....	101	10, 669	131	14, 003	118	11, 438	82	8, 298
Minnesota.....	578	65, 061	660	71, 415	580	58, 322	446	41, 017
Mississippi.....	338	26, 841	378	29, 236	238	18, 124	175	11, 748
Missouri.....	471	39, 001	315	27, 154	249	19, 148	112	8, 614
Montana.....	3, 307	504, 171	7, 258	1, 327, 911	11, 898	2, 523, 964	10, 644	2, 198, 135
Nebraska.....	2, 257	1, 039, 054	5, 134	2, 476, 575	3, 059	1, 393, 136	2, 217	1, 081, 093
Nevada.....	39	5, 745	89	12, 703	105	16, 990	209	25, 999
New Mexico.....	3, 035	495, 271	8, 197	1, 368, 393	7, 198	1, 237, 489	3, 501	627, 298
North Dakota.....	6, 836	1, 030, 959	6, 281	930, 938	4, 190	594, 674	3, 064	427, 212
Oklahoma.....	2, 319	336, 557	2, 727	381, 229	1, 233	168, 059	569	75, 002
Oregon.....	1, 307	193, 592	1, 386	201, 554	1, 724	261, 118	1, 760	272, 905
South Dakota.....	8, 198	1, 279, 681	4, 055	621, 124	3, 475	527, 266	2, 209	338, 153
Utah.....	74	10, 332	196	29, 231	213	32, 135	308	69, 638
Washington.....	1, 403	205, 591	1, 266	175, 768	1, 468	205, 862	1, 102	151, 742
Wisconsin.....	235	23, 221	234	21, 400	151	12, 238	163	13, 316
Wyoming.....	700	113, 246	2, 420	396, 856	2, 081	394, 070	1, 692	337, 541
General Land Office.....			1	40	2	80	2	51
Total.....	41, 064	6, 767, 940	59, 363	10, 884, 822	53, 308	9, 941, 317	40, 037	7, 560, 805

State	1916		1917		1918		1919	
	Number	Acres	Number	Acres	Number	Acres	Number	Acres
Alabama.....	495	48,942	329	27,357	195	14,623	178	13,804
Alaska.....	30	3,432	16	2,438	44	3,079	54	7,027
Arizona.....	1,056	171,550	906	151,844	899	142,995	838	127,904
Arkansas.....	974	88,605	1,429	130,040	1,053	93,992	1,126	99,256
California.....	1,369	173,416	1,765	226,931	1,816	247,702	1,692	231,031
Colorado.....	4,037	767,578	4,742	1,048,996	4,865	1,138,169	4,986	1,209,774
Florida.....	526	57,978	577	67,142	593	63,002	326	33,320
Idaho.....	3,623	515,941	3,747	563,269	3,674	598,220	2,733	467,437
Kansas.....	281	42,098	376	56,539	284	43,453	350	66,892
Louisiana.....	153	10,230	164	11,323	159	11,261	136	9,407
Michigan.....	97	9,830	90	8,199	87	7,953	61	4,895
Minnesota.....	395	35,627	465	43,675	335	28,809	364	34,002
Mississippi.....	228	17,435	224	16,076	188	14,089	143	9,218
Missouri.....	85	6,764	61	4,371	30	2,070	21	1,381
Montana.....	11,014	2,308,311	14,891	3,180,706	14,178	3,191,706	8,840	2,005,155
Nebraska.....	2,275	1,079,043	1,730	791,546	1,043	417,889	603	208,776
Nevada.....	345	39,073	347	36,509	308	41,227	182	23,531
New Mexico.....	3,124	589,888	2,746	562,912	3,007	620,616	2,939	633,853
North Dakota.....	2,441	333,429	2,348	324,779	1,702	269,096	1,038	165,896
Oklahoma.....	474	59,875	402	50,749	281	33,657	184	22,834
Oregon.....	1,946	329,832	2,197	371,627	2,423	419,115	2,028	368,701
South Dakota.....	1,477	207,416	2,046	290,093	1,552	226,126	1,344	202,959
Utah.....	516	119,144	638	156,080	565	124,862	557	124,993
Washington.....	925	125,104	955	128,193	901	124,089	754	105,601
Wisconsin.....	138	11,145	120	9,588	96	7,066	65	3,855
Wyoming.....	1,679	357,005	1,910	422,226	2,234	495,986	1,922	434,316
General Land Office.....			1	40				
Total.....	39,703	7,508,691	45,222	8,683,248	42,512	8,380,852	33,464	6,615,818

State	1920		1921		1922		1923	
	Number	Acres	Number	Acres	Number	Acres	Number	Acres
Alabama.....	139	10,624	86	6,939	54	5,291	101	7,792
Alaska.....	67	12,726	51	11,177	72	12,531	56	8,016
Arizona.....	976	153,065	930	177,944	703	141,934	715	145,531
Arkansas.....	1,093	97,993	775	71,520	572	53,106	479	42,608
California.....	1,912	299,836	1,456	268,274	1,519	283,767	1,290	289,785
Colorado.....	6,744	1,617,653	5,022	1,244,555	4,902	1,220,769	3,261	853,981
Florida.....	254	24,485	216	19,457	174	17,213	153	13,155
Idaho.....	2,673	489,764	1,672	314,449	1,675	327,335	1,052	222,386
Kansas.....	492	100,366	215	43,570	240	41,845	106	17,796
Louisiana.....	84	5,123	51	2,869	91	6,046	63	3,083
Michigan.....	51	4,060	54	5,419	27	2,423	52	4,320
Minnesota.....	307	26,537	176	13,399	130	10,839	92	5,283
Mississippi.....	108	7,623	62	3,461	52	3,617	52	3,272
Missouri.....	10	678	10	723	2	240
Montana.....	9,635	2,260,337	8,329	1,999,042	6,073	1,443,686	4,243	1,017,776
Nebraska.....	553	139,968	304	72,240	221	49,648	183	36,064
Nevada.....	251	32,872	198	24,496	208	27,883	217	37,531
New Mexico.....	4,119	935,876	3,805	917,654	3,653	938,333	2,501	708,175
North Dakota.....	1,302	202,908	763	108,807	643	90,451	372	51,559
Oklahoma.....	255	29,310	146	16,273	139	16,643	91	10,039
Oregon.....	1,780	348,320	1,583	336,725	1,613	347,265	1,410	313,984
South Dakota.....	2,539	442,633	2,526	513,576	2,020	436,025	866	214,069
Utah.....	628	143,289	481	108,024	418	98,290	385	95,117
Washington.....	655	99,283	522	83,185	473	76,038	272	50,008
Wisconsin.....	65	3,554	47	2,690	16	940	31	1,376
Wyoming.....	3,889	970,358	5,010	1,428,660	5,673	1,704,944	4,639	1,468,525
General Land Office.....	1	80
Total.....	40,581	8,459,241	34,490	7,795,158	31,363	7,357,102	22,683	5,621,311

State	1924		1925		1926		1927	
	Number	Acres	Number	Acres	Number	Acres	Number	Acres
Alabama.....	55	4,011	42	3,126	49	3,432	50	3,465
Alaska.....	49	8,162	31	4,127	59	8,075	45	5,529
Arizona.....	625	144,333	560	144,253	451	118,162	403	120,311
Arkansas.....	479	42,063	327	28,552	231	18,955	211	19,299
California.....	1,107	265,269	833	206,964	826	209,241	775	200,930
Colorado.....	2,400	646,608	2,068	576,716	1,715	488,046	1,179	335,026
Florida.....	135	13,780	137	13,557	154	14,881	425	43,530
Idaho.....	811	192,177	726	195,897	561	163,232	460	130,664
Kansas.....	52	8,756	52	8,187				
Louisiana.....	57	3,516	39	1,990	27	1,434	18	1,098
Michigan.....	35	3,218	28	1,747				
Minnesota.....	85	5,286	87	5,508	48	2,205	45	1,700
Mississippi.....	34	2,108	27	1,464				
Montana.....	2,759	697,616	2,238	593,292	1,913	533,707	1,572	442,804
Nebraska.....	153	29,067	99	14,246	83	14,443	66	13,194
Nevada.....	130	33,027	115	30,666	129	30,148	82	23,713
New Mexico.....	2,224	707,029	1,798	567,488	1,617	528,436	1,307	447,739
North Dakota.....	273	39,127	148	19,209	118	17,081	72	9,545
Oklahoma.....	96	10,199	62	7,921	64	7,858	55	6,867
Oregon.....	1,404	341,925	1,166	293,125	967	236,840	655	156,830
South Dakota.....	1,002	266,589	730	195,206	597	163,956	226	56,155
Utah.....	355	98,323	287	90,183	362	134,713	288	98,579
Washington.....	224	45,326	187	37,372	139	29,018	101	20,005
Wisconsin.....	31	1,700	20	1,006				
Wyoming.....	3,691	1,202,096	3,070	1,025,717	2,215	734,235	1,418	461,612
General Land Office.....			7	1,150	79	8,265	107	9,476
Total.....	18,266	4,811,311	14,884	4,067,769	12,404	3,466,363	9,560	2,608,071

State	1928		1929		1930		1931	
	Number	Acres	Number	Acres	Number	Acres	Number	Acres
Alaska.....	49	4,258	50	4,376	49	4,612	36	2,778
Arizona.....	293	63,122	373	106,280	338	95,757	527	140,506
Arkansas.....	154	13,428	175	15,096	196	16,084	129	10,276
California.....	645	157,444	650	145,624	543	120,205	709	156,743
Colorado.....	757	222,384	588	163,427	494	138,170	364	102,344
Florida.....	235	20,982	141	12,609	91	7,236	66	4,904
Idaho.....	248	67,568	268	78,494	244	69,740	190	53,474
Minnesota.....	35	1,724	27	1,373	14	840	20	1,265
Montana.....	1,040	274,567	894	250,314	681	192,436	573	155,499
Nebraska.....	83	13,077	56	6,708	78	13,417	72	8,212
Nevada.....	92	24,289	83	21,062	80	20,454	62	17,292
New Mexico.....	820	279,996	945	337,144	579	204,416	612	223,444
North Dakota.....	73	10,541	65	6,535	32	4,239	63	10,028
Oregon.....	357	74,670	379	67,874	366	76,999	319	74,910
South Dakota.....	233	59,031	158	37,381	104	25,750	84	20,460
Utah.....	196	66,833	220	77,873	206	85,170	216	90,186
Washington.....	52	11,469	55	11,084	38	6,198	52	11,112
Wyoming.....	1,326	452,165	1,084	356,421	811	287,161	724	268,857
General Land Office.....	123	10,710	156	12,318	124	11,658	114	7,921
Total.....	6,811	1,828,258	6,367	1,711,993	5,068	1,380,542	4,932	1,360,221

State	1932		1933		1934		1935	
	Number	Acres	Number	Acres	Number	Acres	Number	Acres
Alaska.....	65	4, 785	75	4, 364	54	2, 953	32	2, 510
Arizona.....	459	126, 595	375	106, 081	422	128, 484	521	177, 121
Arkansas.....	95	7, 608	51	3, 863				
California.....	527	118, 138	484	106, 489	452	100, 884	461	97, 185
Colorado.....	382	118, 296	183	62, 024	134	40, 711	386	128, 919
Florida.....	37	2, 720	16	1, 223				
Idaho.....	164	50, 591	128	44, 628	135	38, 523	157	57, 868
Minnesota.....	17	879	5	205				
Montana.....	401	114, 957	274	79, 223	513	144, 604	569	162, 520
Nebraska.....	64	7, 517	36	4, 162				
Nevada.....	45	13, 974	34	9, 297	34	8, 421	28	7, 417
New Mexico.....	488	194, 762	621	243, 087	491	196, 432	1, 137	484, 200
North Dakota.....	33	2, 756	29	2, 130	33	4, 914	33	5, 320
Oregon.....	233	45, 666	116	18, 442	195	43, 789	222	46, 510
South Dakota.....	63	14, 277	48	11, 272	45	8, 643	81	23, 127
Utah.....	122	47, 504	142	65, 265	105	44, 738	102	43, 943
Washington.....	28	6, 326	17	2, 167	16	3, 151	24	3, 058
Wyoming.....	810	328, 333	367	138, 175	754	337, 787	935	380, 685
General Land Office.....	97	8, 835	86	6, 232	244	21, 360	237	21, 751
Total.....	4, 130	1, 214, 519	3, 087	908, 329	3, 627	1, 125, 394	4, 925	1, 642, 134

State	1936		1937		1938		1939	
	Number	Acres	Number	Acres	Number	Acres	Number	Acres
Alaska.....	46	4,974	39	3,818	36	3,451	71	5,350
Arizona.....	511	169,385	421	149,484	294	103,843	184	59,806
California.....	481	97,483	495	116,713	412	100,242	206	48,445
Colorado.....	357	116,571	364	119,564	315	114,442	307	109,519
Idaho.....	130	44,068	163	55,776	145	49,175	204	81,666
Montana.....	716	219,666	565	174,280	350	107,019	289	93,503
Nevada.....	25	5,796	31	9,614	28	5,159	28	5,763
New Mexico.....	1,183	510,615	1,295	570,063	822	357,758	563	248,100
North Dakota.....	32	2,854	58	7,072	34	4,932	36	5,012
Oregon.....	229	40,915	378	70,206	341	62,476	280	77,813
South Dakota.....	70	23,052	107	30,724	59	17,238	41	13,021
Utah.....	107	46,462	177	74,888	120	51,894	173	77,443
Washington.....	28	5,345	34	6,288	47	6,181	32	5,065
Wyoming.....	971	449,988	1,060	507,202	736	364,390	495	245,139
General Land Office.....	335	29,526	254	21,131	213	14,566	172	14,291
Total.....	5,221	1,766,700	5,441	1,916,823	3,952	1,362,766	3,081	1,089,936

State	1940		1941		1942		1943	
	Number	Acres	Number	Acres	Number	Acres	Number	Acres
Alabama.....					6	639		
Alaska.....	58	4,857	49	4,997	38	4,694	35	4,763
Arizona.....	110	32,470	40	15,383	26	7,026	24	6,365
Arkansas.....					27	1,849	12	1,160
California.....	121	32,728	109	22,909	43	8,357	31	5,015
Colorado.....	204	77,786	109	43,086	81	29,989	53	22,264
Florida.....					5	640	4	266
Idaho.....	77	28,743	84	28,879	61	17,663	53	14,166
Illinois.....					1	40		
Indiana.....					2	3		
Louisiana.....					5	333	1	13
Michigan.....					3	81	1	51
Minnesota.....					7	324	8	700
Mississippi.....					6	360	1	46
Missouri.....							1	40
Montana.....	93	67,784	162	46,946	100	18,819	77	9,214
Nebraska.....					13	1,160	13	1,292
Nevada.....	19	4,326	9	1,760	6	1,558	5	821
New Mexico.....	307	133,504	129	57,277	72	27,054	34	14,640
North Dakota.....	23	3,248	5	1,235	8	516	8	1,092
Oklahoma.....					6	255	1	40
Oregon.....	175	29,447	63	15,567	97	13,457	45	5,325
South Dakota.....	47	11,589	19	6,450	18	3,096	9	1,785
Utah.....	52	26,166	60	29,440	40	17,314	15	6,926
Washington.....	9	1,260	10	1,473	1	80	6	706
Wisconsin.....					2	212	1	88
Wyoming.....	393	190,261	226	104,862	147	47,147	55	17,424
General Land Office.....	127	9,846	113	9,706			6	279
Total.....	1,815	654,015	1,187	389,970	821	202,666	499	114,481

State	1944		1945		1946		1947	
	Number	Acres	Number	Acres	Number	Acres	Number	Acres
Alabama.....			5	279	4	160	3	200
Alaska.....	33	2,754	14	1,553	7	240	20	1,569
Arizona.....	14	3,671	6	550	5	1,040	4	400
Arkansas.....	4	242	6	360	5	434	6	479
California.....	20	2,311	3	838	3	577		
Colorado.....	29	6,752	19	5,270	8	2,436	15	3,652
Florida.....	1	40	1	6	1	40	3	280
Idaho.....	44	8,723	28	3,699	15	1,980	32	3,449
Louisiana.....	2	80			2	79	2	134
Michigan.....	1	40	2	120			1	40
Minnesota.....	2	120	3	321				
Mississippi.....	2	124	3	252			2	84
Montana.....	65	8,940	90	9,672	146	18,016	97	10,480
Nebraska.....	6	588	9	1,334	4	406	5	647
Nevada.....	2	401	2	417			4	440
New Mexico.....	11	2,974	16	5,266	2	465	3	400
North Dakota.....	4	410	1	137	2	190		
Oklahoma.....			1	47				
Oregon.....	16	3,144	6	572	5	640	5	392
South Dakota.....	4	359	1	80	1	110	1	160
Utah.....	9	2,733	9	2,752	4	2,073	9	4,146
Washington.....	5	484	3	238	3	240		
Wisconsin.....	1	55						
Wyoming.....	42	8,734	21	3,635	37	4,380	31	3,248
General Land Office.....	1	40						
Total.....	418	53,719	249	37,398	254	33,506	243	30,200

State	1948		1949		1950		1951	
	Number	Acres	Number	Acres	Number	Acres	Number	Acres
Alabama.....	5	300	5	200	1	40	3	160
Alaska.....	23	2,401	156	18,530	186	22,887	185	21,319
Arizona.....	3	280	11	4,014	16	1,635
Arkansas.....	10	516	6	320	7	400	9	569
California.....	8	927	17	1,717	59	5,929	91	10,142
Colorado.....	7	1,178	8	1,667	6	728	56	4,979
Florida.....	2	75	1	158
Idaho.....	14	2,041	16	1,817	27	2,734	79	9,030
Illinois.....	1	2
Louisiana.....	1	60	1	41	2	80
Minnesota.....	2	90	1	40	1	4	1	7
Mississippi.....	2	200	6	360	1	40
Missouri.....	1	40
Montana.....	32	3,140	56	5,262	48	5,283	117	10,106
Nebraska.....	8	897	10	1,270	8	871	2	65
Nevada.....	3	240	4	230	1	80
New Mexico.....	8	1,773	7	1,662	6	931	5	668
North Dakota.....	4	458	3	321
Oklahoma.....	1	123	1	156
Oregon.....	6	717	8	875	10	607	9	395
South Dakota.....	1	160	1	40	6	559
Utah.....	5	2,158	8	1,793	7	1,800	7	1,160
Washington.....	4	273	8	640	11	957
Wisconsin.....	1	40	1	40
Wyoming.....	25	3,000	8	1,391	35	5,735	59	8,803
Total.....	168	20,576	335	41,541	418	49,392	660	70,830

State	1952		1953		1954		1955	
	Number	Acres	Number	Acres	Number	Acres	Number	Acres
Alabama.....	1	40	2	51	3	200	1	120
Alaska.....	124	13,449	130	13,938	169	19,757	159	17,446
Arizona.....	19	2,082	11	1,440	16	1,367	11	1,514
Arkansas.....	3	126	2	80	3	246	5	223
California.....	46	4,683	16	1,806	22	2,621	5	415
Colorado.....	9	1,253	7	1,385	14	2,510	12	2,090
Florida.....	1	174	2	163	3	294
Idaho.....	23	2,516	23	2,870	32	3,808	42	5,167
Louisiana.....	2	146	2	166	1	170
Minnesota.....	1	7	1	1
Mississippi.....	1	40	1	40	3	187
Montana.....	5	359	22	1,895	20	1,800	39	3,599
Nebraska.....	6	760	3	360	6	680	15	1,670
Nevada.....	4	331	7	572	3	117	3	394
New Mexico.....	4	931	4	264	2	160	3	962
North Dakota.....	5	625
Oklahoma.....	2	106
Oregon.....	8	827	3	560	2	251	1	40
South Dakota.....	1	143	4	480	11	1,279
Utah.....	9	2,400	15	4,926	18	4,194	8	1,764
Washington.....	4	331	3	282	6	674	2	116
Wyoming.....	87	11,510	97	13,450	43	5,540	17	2,033
Total.....	357	41,965	353	44,497	370	46,056	340	39,458

State	1956		1957		1958		1959		1960	
	Number	Acres	Number	Acres	Number	Acres	Number	Acres	Number	Acres
Alabama.....	3	120	4	160	2	80			3	160
Alaska.....	71	8,019	114	12,471	40	4,166	110	11,023	113	11,846
Arizona.....	16	2,536	9	1,179	3	460	5	537	1	160
Arkansas.....	6	280	2	120						
California.....	7	590	1	80	2	240	7	788	7	599
Colorado.....	15	2,644	18	2,274	9	1,761	7	1,318	4	620
Florida.....	2	80	2	120	1	40			1	80
Idaho.....	68	8,392	95	11,194	65	7,401	94	12,218	128	17,481
Louisiana.....	1	40							2	43
Minnesota.....			2	80	1	1			1	40
Mississippi.....	3	120	2	80	3	240				
Montana.....	47	5,083	43	4,164	118	11,319	49	4,333	50	4,166
Nebraska.....	12	1,203	14	1,113	12	1,340	10	1,020	14	1,439
Nevada.....	2	196	6	864	8	703	13	1,563	18	2,273
New Mexico.....	3	219	14	1,754	4	1,286	7	777	5	719
North Dakota.....							2	210		
Oregon.....	5	420	5	599			2	200	2	99
South Dakota.....	7	780	1	80	4	400	2	120	2	307
Utah.....	23	6,429	30	7,593	19	4,588	17	1,169	12	2,814
Washington.....	2	160	1	97	2	168			2	200
Wyoming.....	37	5,592	59	21,721	13	8,954	17	3,230	11	2,051
Total.....	330	42,903	422	65,743	306	43,147	342	41,506	376	45,097

State	1961	
	Number	Acres
Alaska	179	21, 352
Arizona	1	126
California	4	708
Colorado	4	704
Florida	1	80
Idaho	126	18, 134
Mississippi	1	40
Montana	36	3, 760
Nebraska	12	1, 161
Nevada	15	2, 102
New Mexico	5	720
North Dakota	1	154
Oregon	2	49
South Dakota	6	589
Utah	12	2, 502
Washington	6	713
Wyoming	27	4, 567
Total	438	1 57, 461

¹ 1961 totals as of Nov. 1, 1961.

Sources

1886-1905: *Report of the Public Land Commission*, 58th Cong., 1st sess., S. Doc. 189.

1905-40: *The "Weeder Log."* An informal record log of final homestead entries maintained in the Bureau of Land Management. The log has subsequently been accepted as an official tabulation.

1940-61: *Statistical Appendix to the Annual Report of the Director of the Bureau of Land Management*, 1940 through 1961.

PROPERTY OF
Bureau of Land Management
D S C LIBRARY

Borrower's C

HD
1337
.L35

U.S. Bureau of
Homesteads.

Date Loaned	Borrower

