
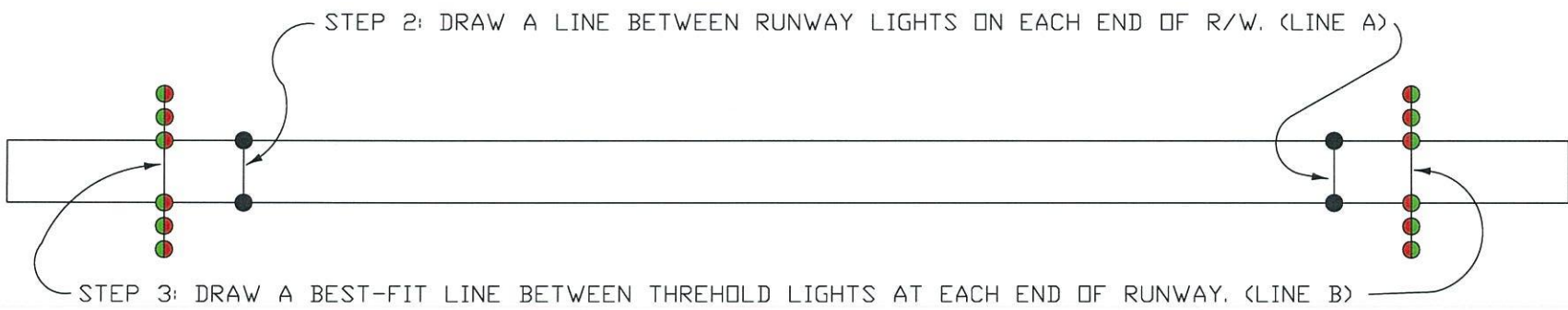


STEP 1: TIE ALL THRESHOLD LIGHTS AND THE FIRST RUNWAY LIGHTS, AS SHOWN.  
TOPD WITH RTK OR CONVENTIONAL; NO STATIC GPS IS NEEDED.






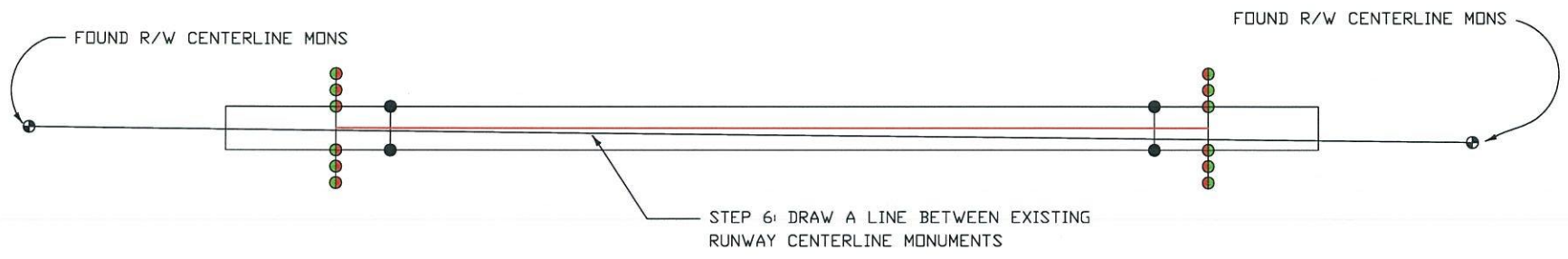
STEP 2: DRAW A LINE BETWEEN RUNWAY LIGHTS ON EACH END OF R/W. (LINE A)

STEP 3: DRAW A BEST-FIT LINE BETWEEN THRESHOLD LIGHTS AT EACH END OF RUNWAY. (LINE B)

STEP 4: DRAW A LINE BETWEEN MID POINTS OF RUNWAY LIGHTS



STEP 5: EXTEND LINE TO WHERE IT INTERSECTS THE LINE BETWEEN THE THRESHOLD LIGHTS.



FOUND R/W CENTERLINE MONS

FOUND R/W CENTERLINE MONS

STEP 6: DRAW A LINE BETWEEN EXISTING  
RUNWAY CENTERLINE MONUMENTS

